



VA Health Summary User Guide

TABLE OF CONTENTS

Quick Start Guide to Access Your VA Health Summary	3
VA Health Summary – Feature Overview	4
Where to Find Help	
Frequently Asked Questions, Help and Contact MHV.....	5
Getting Started with the VA Health Summary	
<u>Step 1 – Sign in to My HealtheVet</u>	6
<u>Step 2 – Access Your VA Health Summary</u>	7
<u>Step 3 – Download My Selected Data</u>	8
<u>Step 4 – Download the VA Health Summary</u>	8
When Information Becomes Available in Your VA Health Summary	10
Personal Health Information Page	11
Definitions	12

Quick Start Guide to Access Your VA Health Summary

You must be registered as a VA Patient and have a [Premium My HealtheVet account](#) My HealtheVet account to access your VA Health Summary. Complete the steps below to view, print, or save your VA Health Summary.

STEP 1: Sign in to your My HealtheVet account by selecting

A green rectangular button with the word "Login" in white text.

STEP 2: Locate and select the  [Health Records](#) or [Blue Button Medical Reports](#) link

STEP 3: Choose the **VA Health Summary** option on the **Select Type of Report Page**. This will bring you to the **VA Health Summary Download Results** page.

Note: If a message box displays **Updates to your VA Health Summary are still in progress**, select the **Check Updates** box. This may take a few minutes and you may need to select the **Check Updates** box more than once.

STEP 4: After your update is complete, scroll down the page to get your information. Select **View**, **Download PDF** or **Download XML** to view, print, or save your information.

The **View** option provides a preview of your VA Health Summary in your browser.

If you choose the **Download PDF** option, be aware that anytime you open/download a PDF file you create a temporary file on the computer you are using, and your health information can be visible to other users.

The **Download XML** option provides your summary in a file format that is designed for computer systems to read.

[Back to Top](#)

VA Health Summary – Feature Overview

Use the VA Blue Button in My HealtheVet to access your VA Health Summary. The VA Health Summary has information from your VA medical record, including allergies, encounters and procedures histories, immunizations, lab results, medications, problems/conditions, vital signs, and emergency contact information.

To access your VA Health Summary, you must have a My HealtheVet [My HealtheVet Premium account](#). View [Upgrade Your My HealtheVet Account to Premium Status](#) for detailed information on this process.

If you do not have a My HealtheVet account, register by selecting the Register button on the home page. Complete the registration form and log into your account.

The VA Health Summary, also known as a Continuity of Care Document (CCD), was designed to allow Veterans to electronically share their VA health information with a non-VA health care system or provider. The VA Health Summary is a summary of essential health and medical care information from your VA health record. It gives non-VA providers access to your most important VA health information at the point of care.

A CCD is an electronic document exchange standard for sharing a summary of patient information. The goal is to:

- Provide a summary of a patient's essential health and medical care information that can be used for the continued care of the patient.
- Allow for information about the patient in one health system to be electronically exchanged with another health system that is providing care to the patient.
- Be used by patients within other computer applications or systems.

[Back to Top](#)

If you have already registered for a My HealtheVet account and need to check that you have registered as a **VA Patient**, you can do the following:

- Login to My HealtheVet
- Select the **PERSONAL INFORMATION** tab
- Select the **My Profile** sub-tab
- Under **What is Your Relationship to VA**, if you use the VA Health Care System, make sure you select the **VA Patient** checkbox
- If **VA Patient** is not checked and you use the VA Health Care System, select this box
- Select the **Save** button at the bottom of the screen

[Back to Top](#)

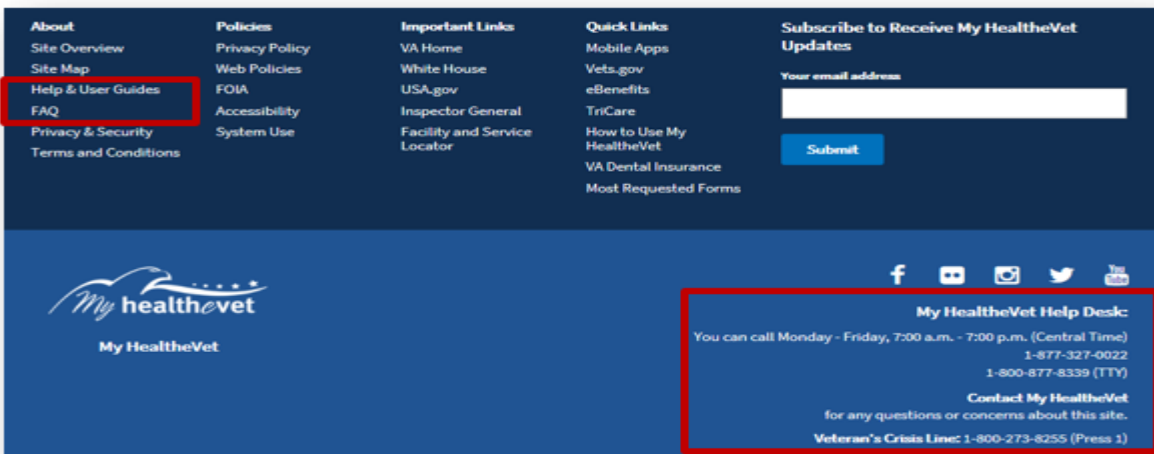
Where to Find Help

Frequently Asked Questions, Help and Contact MHV

Select the **FAQ** link on the bottom of the home page to go to **Frequently Asked Questions** and get commonly asked questions and answers about VA Blue Button.

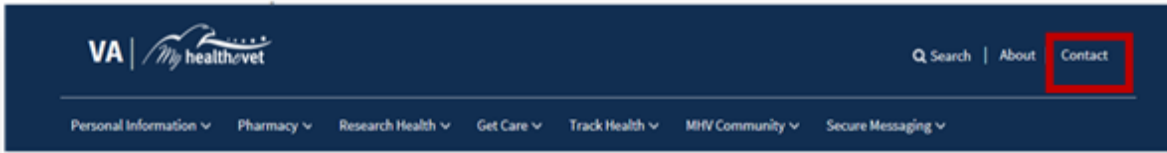
Select **Help & User Guides** link on the bottom of the home page for general guidance on using My HealtheVet and User Guides for My HealtheVet features.

You can also call the My HealtheVet Help Desk for assistance at 1-877-327-0022 or 1-800-877-8339 (TTY); Monday-Friday, 7:00 am.–7:00 p.m. (Central Time). Click on the **Contact My HealtheVet** to send a message to the My HealtheVet Help Desk.



[Back to Top](#)

The **Contact** link on top of the page provides another way to send a message to the My HealtheVet Help Desk.



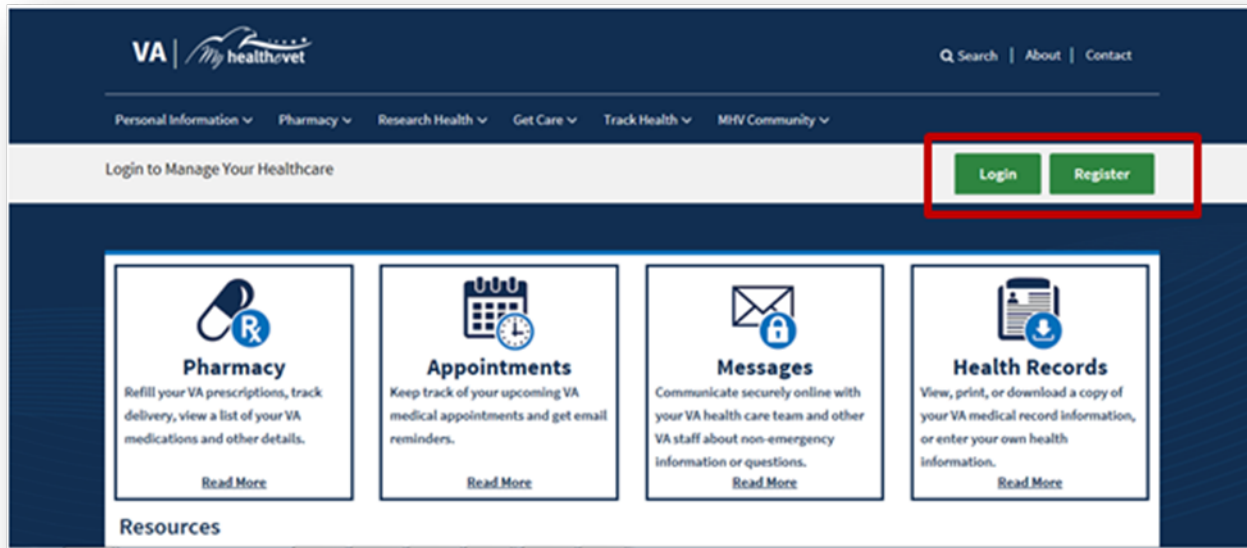
[Back to Top](#)

Getting Started with the VA Health Summary

The following information is the step-by-step process to access VA Health Summary.

Step 1 – Sign in to My HealtheVet

Sign in to your [My HealtheVet Premium account](#) by selecting the **Login** button on the right side of the screen. You must have already registered as a VA Patient. If you do not have a My HealtheVet account, register by selecting the **Register** button on the right side of the screen and complete the registration form.

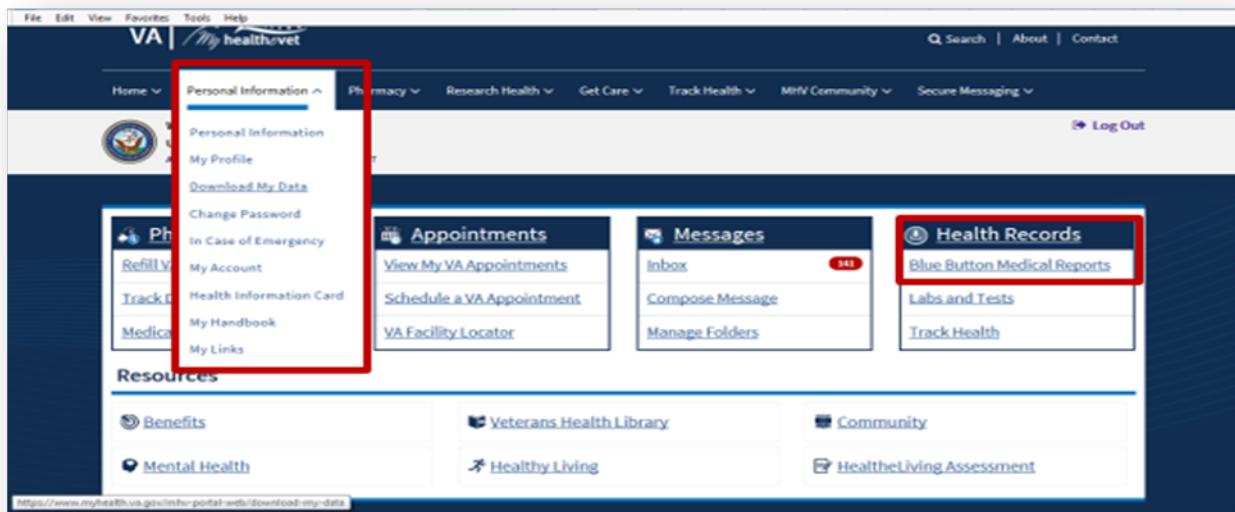


[Back to Top](#)

Step 2 – Access Your VA Health Summary

After signing in, there are three ways you can access the VA Health Summary:

- Select the **Health Records** or **Blue Button Medical Reports** link in the dashboard.
- Or, select **Download My Data** under the **Personal Information** tab



[Back to Top](#)

This takes you to the Select Type of Report page. Select VA Health Summary.



Select Type of Report

VA Blue Button Report

View, print, and download the personal health information you want.

VA Health Summary

You can view, print, or download a health summary from your VA medical record. It includes allergies, medications, recent lab results and more. This is available in a standard file format that can be read by other computer systems.

VA Medical Images and Reports

Registered users with a Premium account can view, print, or download their VA Medical Images and Reports with My HealtheVet.

[Back to Top](#)


Step 3 – Download My Selected Data

Please be aware: If a message box displays Updates to your VA Health Summary are still in progress, select the Check Updates box. This may take a few minutes and you may need to select the Check Updates box more than once.

Note: If you do not have a Premium account, the VA Health Summary is not available, and the page will not display as shown below:

Download My Data

- [VA Blue Button Report](#)
- [VA Health Summary](#)
- [VA Medical Images and Reports](#)




Connect Your Docs

Share Your VA Health Records

You can give VA permission to share your medical records with your non-VA health care provider.

Not yet enrolled?
[Learn more and sign up.](#)



My VA Health Summary Download Results

[VA Health Summary User Guide](#)
[Learn More](#)
[What's in the VA Health Summary?](#)

✔ Your information update is complete.

The VA Health Summary contains specific information from your VA medical record. You can use it to review your VA care and to share your information with community providers, family, or others who help you with your health.

Personal Health Information of TEST MHVZZVISNTWENTY

Download Your VA Health Summary

File Contents	File Name	Request Date	Status	I want to...
Current Summary	mhv_va_ccd_MHVZZVISNTWENTY_20181023_1432	23 Oct 2018 @ 1432	Ready to Download	View Download PDF Download XML
Previous Summary	mhv_va_ccd_MHVZZVISNTWENTY_20181021_1914	21 Oct 2018 @ 1914	Ready to Download	View Download PDF Download XML

[Back](#)

Step 4 – Download the VA Health Summary

8

After your update is complete, scroll down the page to get your information. Select **View** to preview your VA Health Summary in your browser. If you choose the **Download PDF** option, be aware that anytime you open/download a PDF file you create a temporary file on the computer you are using, and your health information can be visible to other users. You will be able to view and print it before saving the file. If needed, you can obtain a free copy of the Adobe Reader for PDF files at the [VA Viewer Software page](#).

The **Download XML** option provides your summary in a file format that is designed for computer systems to read.

To view your VA Health Summary .xml file, you may also need to download the XML Style Sheet along with the Cascading Style Sheet and place all three files in the same folder on your computer. Some computer applications are not able to open a document that is in an .xml format. You may want to use our XML Style Sheet to read the information in your VA Health Summary. If needed, you can obtain a free copy of the [XML Style Sheet](#).

[Back to Top](#)

Please know that if you open the XML Style Sheet, the content is coded in .xml mark-up language, which is not in a readable format. The XML style sheet is a companion to your **VA CCD** .xml file and intended to be downloaded into the same folder on your computer or flash drive. To begin:

- Select the [XML Style Sheet](#) and save it to a folder on your computer.
- Then download your **VA CCD** .xml file to the same folder. When you open your **VA CCD** .xml file in this folder, it may be readable.

Using the XML Style Sheet to view the .xml file may not work in some browser versions.

[Back to Top](#)

You are the only one who can view your health information in My HealtheVet. You choose with whom to share your information. If you want someone else to view your health information, you must give it to that person.

You are responsible for protecting your personal health information you print out or download. *It is important to protect your information.* Protect this information the same way you would protect your banking or credit card information. Do not leave your printed information in a printer. Do not save your downloaded information to a public computer. When using a public computer, save your health information to a CD or a thumb drive. Remember to take the CD or thumb drive with you when you finish.

Please be aware: Any information entered in your My HealtheVet account is for you only and is not shared with your VA facility. If you need to update the information in your official VA record, including the mailing address for your VA prescriptions, please contact the appropriate office at your local VA facility.

[Back to Top](#)

When Information Becomes Available in the VA Health Summary

Some information that comes from your VA health record may not be presented right away in My HealthVet or your VA Health Summary. Your information may first need to be reviewed by a member of your VA health care team. The data below gives you the length of time until your VA information is available for display in the VA Health Summary. **NOTE:** A previously generated VA Health Summary is available for up to two years.

VA Health Summary	Data Availability
Problems	This section contains a list of Problems/Conditions known to VA for the patient. It includes both active and inactive problems/conditions. The data comes from all VA treatment facilities. Available 3 calendar days after entry.
Results: This section contains Chemistry and Hematology Lab Results, Radiology Reports, and Pathology Reports on record with VA for the patient. The data comes from all VA treatment facilities.	
Lab Results	The included Chemistry/Hematology Results are from the last 24 months, are available 3 days after verification, and include a maximum of the 10 most recent sets of tests. The data comes from all VA treatment facilities.
Radiology Reports	The included Radiology Reports are from the last 24 months, are available 3 calendar days after completion, and include a maximum of the 5 most recent reports. The data comes from all VA treatment facilities.
Pathology Reports	The included Pathology Reports are from the last 24 months, are available 14 days after completion, and include a maximum of the 5 most recent reports. The data comes from all VA treatment facilities.
Encounters: This section contains a list of completed VA Outpatient Encounters for the patient and a list of Encounter Notes, Consult Notes, History & Physical Notes, and Discharge Summaries for the patient. The data comes from all VA treatment facilities.	
Outpatient Encounter Notes	The included Encounter Notes are available 3 calendar days after completion and include a maximum of the 5 most recent notes associated to each Outpatient Encounter. The data comes from all VA treatment facilities. The

	Compensation and Pension exam note will be available 30 calendar days after completion.
Consult Notes	The included Consult Notes are from the last 18 months, available 3 calendar days after completion, and include a maximum of the 5 most recent notes. The data comes from all VA treatment facilities. The Compensation and Pension exam note will be available 30 calendar days after completion.
History & Physical (H&P) Notes	The included H&P Notes are from the last 18 months, available 3 calendar days after completion, and include a maximum of the 2 most recent notes. The data comes from all VA treatment facilities.
Discharge Summary Notes	The included Discharge Summary Notes are from the last 18 months, available 3 calendar days after completion, and include a maximum of the 2 most recent notes. The data comes from all VA treatment facilities.
Procedures: This section contains a list of Surgical Procedures performed at the VA for the patient and a list of Surgical Procedure Notes and Clinical Procedure Notes on record at the VA for the patient.	
Surgical Procedure Notes	The included Surgical Procedure Notes are from the last 18 months, are available 3 calendar days after completion, and include a maximum of the 5 most recent notes associated to each Procedure. The data comes from all VA treatment facilities.
Clinical Procedure Notes	The included Clinical Procedure Notes are from the last 18 months, available 3 calendar days after completion, and include a maximum of the 10 most recent notes. The data comes from all VA treatment facilities.

Personal Health Information Page

This is a sample of how your VA Health Summary information may look. For easy access to your information, a Table of Contents offers links to your health data. If you select a title in the Table of Contents, it will take you to that information in your VA Health Summary.

NWHINONE NWHINZZZTESTPATIENT CONFIDENTIAL Page 1 of 58

Department of Veterans Affairs Prepared for NWHINONE NWHINZZZTESTPATIENT

Department of Veterans Affairs Health Summary DOB: January 1, 1981
 created on July 12, 2017, 09:53:42, EST Birth Sex: Male

Table of Contents

Patient Information
Allergies
Problems
Medications
Vital Signs
Results
Immunizations
Encounters
Procedures

Plan of Care
Functional Status
Family History
Social History
Insurance Providers
Advance Directive
Healthcare Providers

Contact Information

Patient Information	
Address	Primary Home: 1100 Test Street HELENA, AL 35080 Tel: +1-205-111-1111
Marital status	MARRIED
Race	Black or African American
Ethnicity	Not Hispanic or Latino
Language(s)	
Preferred Language	

Allergies

This section contains Allergies on record with VA for the patient. The data comes from all VA treatment facilities. It does not list allergies that were

VA Health Summary (Continuity of Care Document)

MEDICAL CONFIDENTIAL

[Back to Top](#)

Definitions

Compact Disc (CD)

A Compact Disc (also known as a CD) is a round disc used to store information from your computer. A CD is portable and requires special handling to prevent damage to the recording. A CD is one of the most common ways to store information.

[Back to Top](#)

Data

Data is your health information in words and numbers. Blue Button refers to health information and numbers you entered in My HealtheVet and the copies from your official VA electronic health record as your data.

[Back to Top](#)

Thumb drive (USB Flash Drive)

A thumb drive is a small electronic device used to store information from your computer. It is also known as a flash drive or pen drive. A thumb drive is lightweight, portable and easy to use for moving information. It fits into the USB slot on a computer. Then the computer can read your transferred information.

[Back to Top](#)

.xml file

.xml stands for eXtensible Markup Language. It uses computer language that defines a set of rules for encoding documents. The .xml file was designed to transport and store data, not to display data. The .xml file is the most common tool for data transmissions between all sorts of applications. The .xml file format is one that is both human-readable (naturally read by humans) and machine-readable (read by a computer).

[Back to Top](#)